




macromedics

SOLUTIONS IN RADIOTHERAPY

MANUAL 115100
Instructions for use
English Instructions

MacroMedics® Support Cushions



MacroMedics BV

Oostbaan 670
2841ML Moordrecht
The Netherlands
+31(0)182 389 777

info@macromedics.com
www.macromedics.com



[This page is intentionally left blank]

Table of Contents

1. Warnings.....	4
2. MRI Safety Information.....	4
3. Use.....	4
4. Usage Instructions.....	5
5. Cleaning, Storage and Disposal.....	6
6. Warranty.....	6
7. Glossary of Symbols.....	7

1. Warnings



- Inspect the product thoroughly before use. Do not use the product if damaged or if missing parts.

2. MRI Safety Information

MR SAFE

The following products are MR safe:

- 115100 ShoulderCus. ExaFix™-5
- 115150 ShoulderCushion IMRT
- 115160 ShoulderCushion DSCP/SSPS
- 115200 Mattress
- 115250 Mattress Short



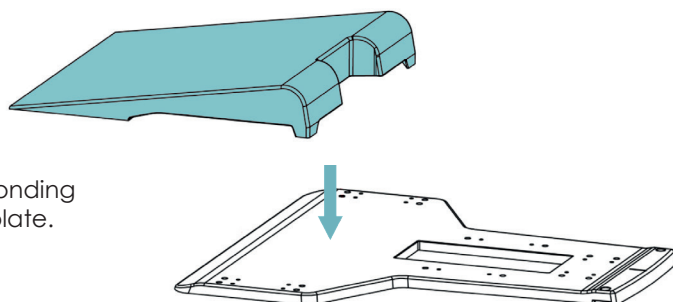
3. Use

Providing optional, additional comfort to patients.

4. Usage Instructions

CHOOSE THE CORRECT SUPPORT CUSHION

Choose the correct Support Cushion with the corresponding Baseplate and place the cushion on top of the baseplate.




The Support Cushions are each compatible with a certain type of Baseplate. See below:

- **115100 Shouldercushion:** Intended for use with ExaFix baseplates.
- **115150 Shouldercushion:** Intended for use with IMRT baseplates.



[115100]
Shoulder Cushion with ExaFix Baseplate



[115150]
Shoulder Cushion with IMRT Baseplate

- **115200 Mattress:** Intended for use with ExaFix-baseplates.
- **115250 Mattress:** Intended for use with ExaFix-baseplates short version, 460x460x15mm.



[115200]
Mattress for ExaFit Baseplate

5. Cleaning, Storage and Disposal

- Clean the product before and after every use with 70% Isopropanol or soapy water, applied with a soft cloth. Rinse with water and dry properly. Follow the cleaning precautions detailed on the product.
- If unsure about the cleaning fluid, do not use it. Never use Ethanol (Ethyl alcohol), aerosol sprays, corrosive cleaning agents, solvents or abrasive detergents.
- Make sure that there is no residue of the cleaning agent left on the product prior to use.
- The products are not suitable for sterilization or thermal disinfection.
- Store the product in a clean, ventilated environment.
- Dispose of the product in accordance with the local laws and regulations applicable to your country.







6. Warranty

The MacroMedics products are warranted to be free from defects in manufacturing, material and construction. The warranty is for 1 year starting from the date of delivery.

Product warranties remain valid provided the product was installed and/or used according to the instructions. Defects, malfunctions or failures caused by nature, misuse, abuse and unauthorised alteration or repair are not warranted.

This warranty is limited to the repair and/or replacement at the sole discretion of MacroMedics.

7. Glossary of Symbols

Symbol	Symbol Name	Description of Symbol
	European Conformity	EC declaration of conformity by manufacturer.
	Catalogue Number	Indicates the manufacturer's catalogue.
 GS1 Code: (10)	Batch Code	Indicates the manufacturer's batch code so that the batch or lot can be identified.
	Consult Instruction for Use	Indicates the need for the user to consult the instructions for use.
	Caution	Indicates the need for the user to consult the instructions for use for important cautionary information such as warnings and precautions that cannot, for a variety of reasons, be presented on the product itself.
	MR Safe	An item that poses no known hazards resulting from exposure to any MR environment. MR Safe items are composed of materials that are electrically nonconductive, nonmetallic, and nonmagnetic.



macromedics

SOLUTIONS IN RADIOTHERAPY

MacroMedics BV

Oostbaan 670
2841 ML Moordrecht
The Netherlands

+31 (0) 182 389 777
info@macromedics.com

www.macromedics.com

(Visit www.macromedics.com for a digital copy of this manual)



08012024V13IFU115100